

OPERATION GRADUATION 2026

GRADUATION INFORMATION IS AVAILABLE 24 HOURS A DAY, SEVEN DAYS A WEEK, ON THE WEB AT <http://www.gar-field.org/>

COMMENCEMENT CEREMONY

Tuesday, June 2, 2026
9:30 a.m.
EagleBank Arena
George Mason University
Fairfax, Virginia



WHAT NEEDS TO BE DONE BEFORE GRADUATION?

- Complete all academic requirements and verify your credits. Contact your school counselor with any questions.
- Do not participate in any pranks. Code of behavior violations will be disciplined through graduation. Disciplinary actions include not being allowed to participate in the Graduation ceremony.
- Clear all school debts. If you need to return school computers or if you owe money for library fines, transcript fees, lost textbooks, equipment, or uniform charges, etc., you cannot participate in the Graduation ceremony. Items other than school computers should be returned to teachers, sponsors, or coaches.
- Seniors are expected to return all school laptops and chargers. Seniors who finish exams early or have no exams can return their devices directly to Mr. Bui in Room 1706. Mr. Bui will also be available in the gym lobby for laptop collection on May 28, 2026 prior to the first Graduation rehearsal. All senior devices should be returned by May 28, 2026. Seniors who do not return their laptops and chargers will not be allowed to participate in the Graduation ceremony.

MANDATORY GRADUATION PRACTICE SCHEDULE

May 28, 2026 from 9:30 a.m. to 12:30 p.m. in the Gar-Field main gymnasium
May 29, 2026 from 8:00 a.m. to 10:30 a.m. in the Gar-Field main gymnasium

ATTENDANCE AT GRADUATION PRACTICE IS REQUIRED. IF YOU ARE LATE OR MISS ANY OF THE PRACTICES, YOU WILL NOT PARTICIPATE IN THE CEREMONY.

IMPORTANT DATES FOR SENIORS

April 8 – April 30 Cap and gown pick up in Mrs. Owsiany's office for previously placed orders	April 25 Senior Class trip to Busch Gardens in Williamsburg, VA	May 15 Prom at Harbour View in Woodbridge, VA from 7:00 p.m. to 10:00 p.m.
May 20 Deadline for paying all school-related debts	May 21 IB and Senior Awards Ceremony at 6:00 p.m.	May 20, May 21, May 22, and May 28 Senior Exams
May 28 and 29 Graduation rehearsals in main gymnasium	May 29 Senior Class Picnic after Graduation practice from 10:30 a.m. to 12:30 p.m.	June 2 Graduation ceremony at EagleBank Arena at 9:30 a.m.

WHAT IS THE DRESS CODE FOR GRADUATION?

Graduation is a solemn ceremony marking the accomplishments of all the participating seniors. It is a formal occasion, and our graduation dress code reflects our community's desire to have a dignified and honorable ceremony. If any student has questions regarding this policy, then he/she should see Mrs. Maria Owsiany (owsianmc@pwcs.edu) before May 15, 2026. Improper dress will result in removal from the graduation line.

Young men

- Black dress pants
- Black dress shoes and socks
- Dress shirt and tie
- Red cap and gown



Young ladies

- Black dress or black dress pants
- Black dress shoes with open/closed toe and closed heel
- High heels are okay, but not recommended
- No casual sandals or flip-flops
- Dress should be suitable for a formal occasion (not too tight, too revealing, etc.)
- Red cap and gown

HOW TO WEAR YOUR CAP AND GOWN:

- The cap should be flat on your head and parallel to the ground.
- Men must remove their cap during the National Anthem.
- Specific cap decoration information is attached.
- Your gown should fall midway between the knee and ankle.
- Tassels are to be worn on the right side and flipped to the left when you are declared graduates.

ADDITIONAL NOTES ON AWARDS AND MEDALS:

- IB students should see the attached order form for your assorted cords and their costs.
- National Honor Society members should wear gold stoles and tassels.
- Principal's awards recipients should wear medals.
- Any regalia worn during the ceremony must be school sponsored.

WHAT ARE THE BEHAVIOR AND DECORUM EXPECTATIONS FOR SENIORS?

Seniors are expected to follow all the directions emphasized during the rehearsals. Any frivolous or distracting activity before, during, or after the ceremony will not be tolerated. This includes the time when seniors are waiting in line prior to the event, marching into the arena, sitting in the graduate area, advancing to, coming across, and leaving the stage, and exiting the arena. Garfield High School faculty and the EagleBank security staff will respond to any such inappropriate conduct. Cell phones and other electronic devices are not allowed on the arena floor. We can collect your phone and keep it for distribution after the event.

DIRECTIONS TO EAGLEBANK ARENA:

Directions from Gar-Field High School:

Turn left on Smoketown Road
Turn right on to Minnieville Road
Turn right on Old Bridge Road, continue until it ends
Turn left on Route 123 North
Proceed approximately 12 miles and turn right on to Braddock Road at University Mall
Take your first left on Roanoke Drive and follow signs to EagleBank Arena parking

Directions from the Capital Beltway:

From the beltway, I-495, take exit #54A (Braddock Road) and proceed West on Braddock Road for 6 miles to George Mason University on the right
Follow signs to EagleBank Arena parking

Directions from I-66 and points West:

From I-66, take exit #55 on to the Fairfax County Parkway (Route 286)
Proceed South on the Parkway toward Springfield and take the Braddock Road exit
Go East (left) on Braddock Road approximately 2 miles, and turn left on Roanoke Drive and follow signs to EagleBank Arena parking

Directions from I-95 and points South:

From Richmond or Fredericksburg, take I-95 exit #160 on Route 123 North
Proceed approximately 12 miles and turn right on to Braddock Road at University Mall
Take your first left on Roanoke Drive and follow signs to EagleBank Arena parking

RECOMMENDATIONS FOR ARRIVAL AND SEATING:

GRADUATES

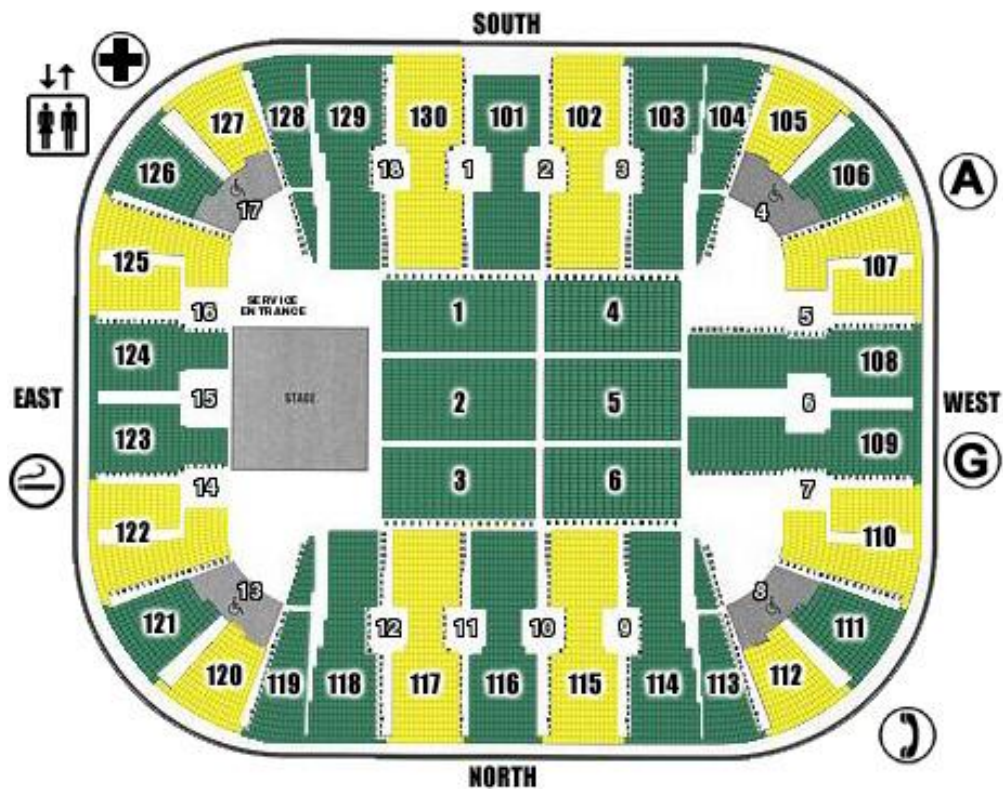
- Buses will be provided to transport any member of the Class of 2026 from Gar-Field High School to EagleBank Arena. Please see Mr. Gray by **May 15, 2026** to reserve your seat on the bus. The attached parent permission form must be completed to reserve a seat on this bus. This bus will depart from Gar-Field Senior High School at 7:00 a.m. on June 2, 2026.
- Graduates should park as directed by EagleBank arena staff and report to the lower East entrance between 8:30 a.m. and 9:00 a.m.
- The lower East entrance is for students only.
- All graduates should plan to meet their guests outside of the building after the ceremony near the North and West entrances. After the ceremony, graduates will recess directly from the arena floor to the concourse near the North and West entrances.

PARENTS AND OTHER GUESTS

- Plan to arrive at 8:30 a.m. to allow plenty of time to find parking and to find a seat.
- Arena doors will open at 8:30 a.m. The ceremony will begin promptly at 9:30 a.m.
- Handicapped seating is available in rows E, F, and G. Wheelchair seating is available in the West end of the arena in portals 4 and 8 and in the East end of the arena in portals 13 and 17.
- Please help us maintain a formal and solemn environment during the ceremony. Please remain seated, and do not call out over the student names as they are read over the public address system. Air horns and helium balloons are not allowed in EagleBank Arena.
- There will be a bag check conducted on all guests coming to the event. No exceptions. To help enhance the contactless experience, EagleBank Arena is encouraging guests to not bring a bag. If a guest requires a bag for personal or health reasons, clear bags are required. Prohibited items include weapons, outside food or beverage, fireworks, balloons, noisemakers, nonservice animals, illegal drugs, laser pointers, luggage/oversized bags, flags/banners that could block someone's view, any size pole or stick (medical aids such as canes or crutches are

permitted), drones, bottles, cans, containers, coolers, skateboards, rollerblades, hoverboards, projectiles (frisbees, footballs, inflatable balls, etc.), and unapproved pamphlets, handouts, etc. EagleBank Arena reserves the right to prohibit any other item which is deemed unsafe or inappropriate. EagleBank Arena will not check or store any prohibited items. The use of still cameras and video cameras at graduations is expected and allowed. However, attendees may only film from their seats. Standing in aisles or portals is strictly prohibited. The use of electrical cords, tripods, or selfie sticks is also prohibited. We are providing the list of prohibited items with graduates and attendees in advance to help everyone enjoy this special event.

EAGLEBANK ARENA DIAGRAM



For additional directions and maps, visit EagleBank Arena on the web at www.eaglebankarena.com.

OTHER INFORMATION

Senior Picnic

May 29, 2026

10:30 a.m. to 12:30 p.m.

Free games, food, obstacle course, and other activities will highlight our 2026 Senior Picnic at the football stadium following the final Graduation rehearsal. Any parents of seniors who want to volunteer to help with this event should contact Mrs. Owsiany at owsianmc@pwcs.edu.

Memories Video Videotaping/Live Streaming of event links

Live stream of Gar-Field High School Graduation Ceremony

<https://grad.memoriesvideography.com/Gar-Field-streaming>



Link for direct ordering of Graduation video

<https://grad.memoriesvideography.com/Gar-Field-ordering>



Yearbooks

The yearbook is on sale now for \$70. Scan the code to buy your yearbook online with a credit or debit card or go to <https://tinyurl.com/GF26Yearbook>



ATTACHMENTS:

Victor O'Neill photography order form
Josten's flyer for ordering caps, gowns, and other Graduation items
Information on accessing your IB results
Kudo Platform for translation during the event <https://vimeo.com/1026319534>
Cap decoration guidelines
IB cord order form
Memories Video order form
Senior bus transportation permission form

VIEW EVENT PHOTOS HERE!

PHOTOGRAPHED BY VICTOR O'NEILL STUDIOS




SCAN & CLICK "SEND"!

Or visit this link after 72 hours.

[HTTPS://MY.PHOTODAY.COM/GALLERY/GFHSGRAD26](https://my.photoday.com/gallery/gfhsgrad26)

Questions? Email us at graduation@vosphoto.com



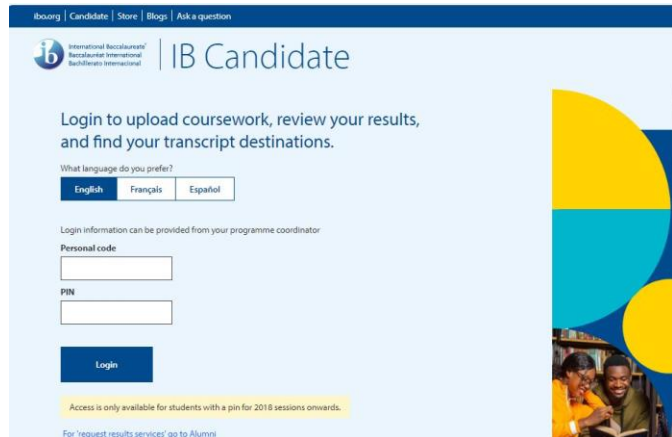
**CLASS OF
2026**

Accessing your IB results:

To access your results any time July 6 or after, go to <https://candidates.ibo.org> and log in using the information on the PIN Code Sheet you received during your May exams (or the photo you took of it) that I gave you in April, which includes your IB personal code and PIN.

- To access your results, you only need your personal code and PIN.

- Do not use Safari. Mozilla Firefox works best, but usually Chrome is ok, too.
- If you need to get this info because you cannot locate it, you can email Mr. Bassett and he will do his best to find sympathy for your lack of self-management and get back to you as soon as possible.



- To see how you did on your exams, click on the Results tab. *Remember, your results are not sent to you.*
- To see which college or university you requested to receive your IB transcript of results, click on the Transcript tab. Remember...Mr. Bassett sent your IB Scores to the University or College you entered into Naviance prior to the last day of school.
 - If your desired destination for results has changed, see info below.

For graduates requesting an IB transcript of results to be sent to a college/university after they leave GFHS:

If you have completed the info in Naviance indicating where your final GFHS transcripts and IB results are to be sent, be sure to check your school's registrar office to see if they have your results.

HOWEVER...

If your school has trouble locating them, or you never completed the form in the first place, OR you transfer to another college later and need your IB transcript sent, *follow these steps:*

1. Log in to candidates.ibo.org (see info above) if possible.
2. For a transcript request, you will also need your candidate session # in addition to your personal code. (If you don't know this, contact the Coordinator.)
3. Go to the following link to request a transcript directly from IB (there is a fee, currently \$17.00):

https://rrs.ibo.org/replacement_orders/index.cfm

Field Trip Permission

This form is required for all field trips.

Important Directions: (efficient preparation and distribution includes): (1) complete only one form per trip, (2) complete the school portion of form, (3) duplicate one form per student, and (4) send a copy home for the parent's and student's signature.

To Be Completed by the School

Field Trip Plan:

- Specific Trip
- Repeated Trips

Date: June 02, 2026

Teacher: Ms. Iraheta

Room: 1301

Explain: Class of 2026 Graduation Ceremony

Is This an Overnight Trip?

- Yes
- No

Destination: GMU Eagle Bank Arena

Purpose: Class of 2026 Graduation Ceremony

Supervision: (Check one)

- Students will be directly supervised by adults on this trip.
 - Students will be directly supervised by adults on this trip with the following exception(s). (If space is insufficient, attach itinerary with explanation regarding supervision.)
-

Transportation: (Check all that apply)

- Walking
- School Bus
- Commercial Carrier
- Private Vehicle

- None
- Leased Vehicle
- County Vehicle

Drivers of Private or Leased Vehicles: (Check all that apply)

- Parent
- Teacher/Staff Member
- Other Adult

Approval of Principal

Signature of Principal: Matthew Mathison

Date: 04/16/2026

To Be Completed at Home

Student Agreement

While participating in this field trip, I will accept responsibility for maintaining good conduct and appearance, and I will follow directions at all times.

Signature of Student: _____

Date: _____

Parent Permission

I give permission for _____ to participate in the field trip(s)
(Name of Student)

described above. As the parent or guardian of _____, I understand
and agree that in the event the Superintendent, or the Superintendent's designee, cancels our trip to

_____ GMU Eagle Bank Arena _____ for any reason, we will not hold Prince William County
Public Schools, the Prince William County School Board, or

_____ Gar-Field Senior High School _____, or their employees or agents responsible for any
(Name of School)

reimbursements of monies paid or invested in this trip.

Signature of Parent/Guardian: _____

Date: _____

Signature of Student: _____

Date: _____

Distribution: One copy of this completed form will be sent from the Principal to Parent/Guardian,
Teacher, and School Office.

TO: May 2026 IB Graduates

FROM: Mr. Bassett
Administrative Coordinator of IB

DATE: May, 2026

RE: Graduation Cords

Students will be offered the opportunity to order decorative cords to be worn at graduation. The cords will represent your completion of a sequence in a subject area in the IB Programme.

The cords are available for \$5.00 each. You may order cords for the subject areas in which you have completed a sequence (*if you have not turned in an IA for a subject or only took the first year of a two-year course, you are NOT eligible for the corresponding cord*). Students who examined in multiple subjects in one group may order multiple cords (ex. History HL and Geography SL = 2 blue cords). This also applies to student who has taken the SL and HL exams in the same subject (ex. SL Computer Science in 11th and HL Computer Science in 12th). There are cords for all 6 subject groups as follows:

GROUP #	SUBJECT	COLOR	NUMBER NEEDED	AMOUNT
Group 1	HL/SL English A1 or HL/SL Spanish A1	Purple		
Group 2	HL/SL Spanish B, HL/SL French B	Red		
Group 3	HL History, SL Business, SL Economics, SL Geography	Blue		
Group 4	HL Biology, SL Chemistry, SL Environmental Systems, HL/SL Computer Science	Green		
Group 5	Math A&A HL/SL and Math A&I SL	Light Blue		
Group 6	Visual Arts HL/SL Film SL	Turquoise		
TOK		Blue/Silver		
PPS		Red/Silver		
		TOTAL		

If you are interested in purchasing a cord(s) for graduation, please complete the order form and return it with CASH for the appropriate amount to Mrs. Campos Rivas in the Activities Office or during IB exams by

THURSDAY, May 7, 2026

Name: _____ Date: _____

Payment Amount:



Graduation Cap Decorating Guidelines

Cap Decorating Suggestions:

- Graduation Year
- G-F School Spirit
- Post-Graduation Plans
- Thank you to your family (i.e. parent/guardian)
- Sport or Club participation
- Pictures of family and friends
- Quotes

Cap decorations which are PROHIBITED:

- Profanity or symbols suggesting it
- Any reference to drugs, alcohol, sex, or suggestions of it
- Criminal or gang signage, symbols, or suggestions of it
- Harassing or discriminatory words or symbols
- Any object attached to the cap **must not** rise more than 1/4" above the cap
- Hanging objects other than the tassel itself.
- Only decorate the top of the cap

In the event that a cap is deemed inappropriate or does not follow the guidelines according to the Senior Class Sponsors or G-FHS Administration at the Graduation ceremony, the inappropriate cap will be confiscated, and student will be required to wear an undecorated cap for the ceremony.

Class of 2026 Graduation Announcements

Scan the QR code below to order your Graduation Announcements & Accessories!



Need assistance or prefer to order by phone?

Call 800-567-8367.

Sí, hablamos español!



Scan Me for Grad Announcements & Products

Jostens[®]



Interpretation Services During Graduation Ceremonies



KUDO Introduction

We are excited to announce that interpretation services will be offered during the graduation ceremonies in Spanish, Urdu, Dari/Farsi, Pashto, and Arabic.

What is KUDO?

KUDO is a tool that allows live language interpretation during large events such as graduations onsite or remotely.

How Does it Work?

You can access the interpretation on your mobile device, laptop, or desktop computer:

- Using a Desktop/Laptop: Log in using the KUDO URL provided for the graduation ceremony.
- Using a Mobile Device: Scan the KUDO QR code provided. Once logged in, select your preferred language from the drop-down menu.

Joining From a Computer

1. Click on this link:
<https://qrco.de/bgYlm3>
 2. Enter your Display Name and Email (any would work)
 3. Select your language
 4. Click on "JOIN"
- Send the link to relatives in the U.S. or abroad so they can watch in their language

Joining from a Mobile

1. Connect to Eagle Bank's wi-fi for optimal service
2. Scan the QR code
3. Select your preferred language OR captions from the drop-down menu

Important Tip

If you are attending the ceremony in person, please use **earbuds or headphones** with your mobile device to avoid disturbing other attendees. Or select **captions** only.

High School Graduation Video Order Form

High School: _____

Name: _____

Phone: _____

Ship to Address: _____

City, State, Zip: _____

Email Address: _____


2026
Order Today!

Please allow **6-8 WEEKS** for shipping and delivery after the graduation season

Payment is due at the time of ordering

One Download*, DVD, Blu-ray, or Thumbdrive - \$30 each
Additional downloads*, discs, or Thumbdrive - \$20 each

Number of Downloads:	Total \$:
Number of DVDs:	Total \$:
Number of Blu-rays (HD):	Total \$:
Number of Thumbdrives	Total \$:

Check/Cash PAYABLE TO MEMORIES Credit Card VISA, MASTERCARD, DISCOVER, AMEX Total \$:

For orders placed via mail

Name on Card: _____

Credit Card Number: _____

Expiration Date: _____

Security Code: _____

Billing Zip Code: _____

Signature: _____

3 ways to send back this form:

ORDER ONLINE:

www.memoriesvideography.com

SCAN THIS QR CODE:



MAIL TO:

Memories Videography
3966 Springfield Road, Glen Allen, Virginia 23060

QUESTIONS?

ricky@memoriesvideography.com
(804) 273-9044

FOR OFFICE USE ONLY

DISCLAIMER: While FCPS has authorized Memories Videography to provide this videography service, all orders are voluntary and ordering is not required. By placing an order, you acknowledge that the resulting transaction is solely between you and Memories Videography, a third-party vendor not guaranteed by FCPS.



3966 Springfield Road • Glen Allen, Virginia 23060
(804) 273-9044 • www.memoriesvideography.com

For tax purposes: (*Downloads are tax exempt. First disc \$23.59 plus \$1.41 tax & \$5.00 shipping. Add'l disc \$18.86 plus \$1.14 tax, no add'l shipping.)

VIEW EVENT PHOTOS HERE!

PHOTOGRAPHED BY VICTOR O'NEILL STUDIOS




SCAN & CLICK "SEND"!

Or visit this link after 72 hours.

[HTTPS://MY.PHOTODAY.COM/GALLERY/GFHSGRAD26](https://my.photoday.com/gallery/gfhsgrad26)

Questions? Email us at graduation@vosphoto.com



CLASS OF
2026