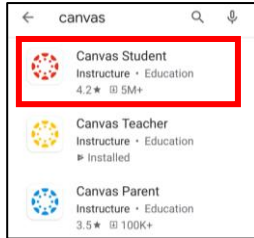


Downloading and Launching the Canvas App on a Cell Phone


Step 1

Search for **Canvas** in your app store. Choose **Canvas Student**. Install it on your phone.



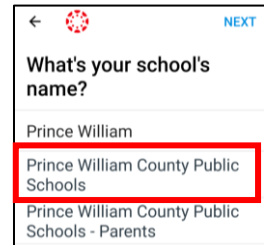
Step 2

Once it is installed, tap the app to launch it. Tap the **Find my school** button.



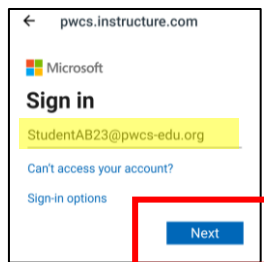
Step 3

Type in **Prince William** and choose the option for **Prince William County Public Schools**.



Step 4

Type in your Office 365 email address. Tap the **Next** button.
[Ex.: _____@pwcs-edu.org]



Step 5

Enter your email password. Tap the **Sign in** button



Step 6

Check the box "Don't show this again" then tap the **Yes** button.



Step 7

You'll be taken to a screen that shows your Courses.

